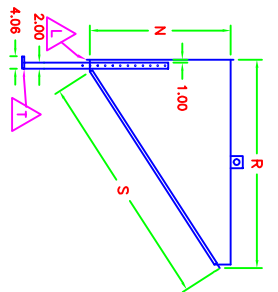
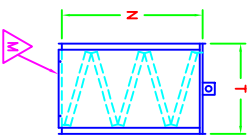
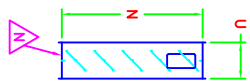
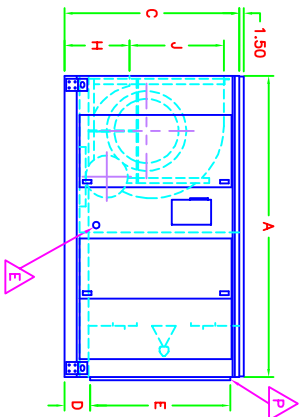

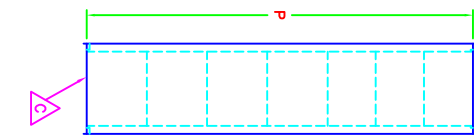
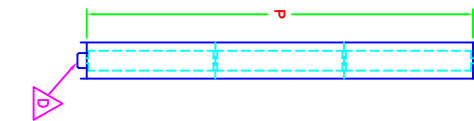
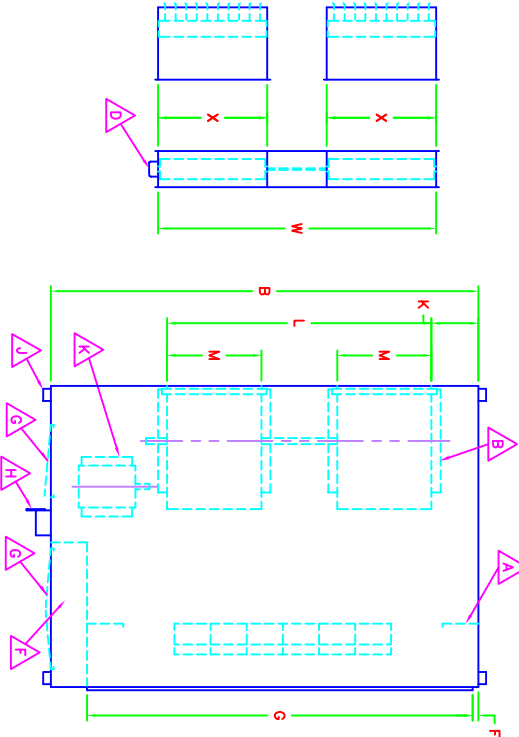
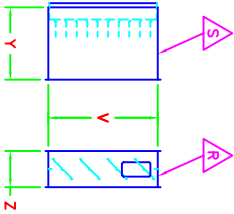
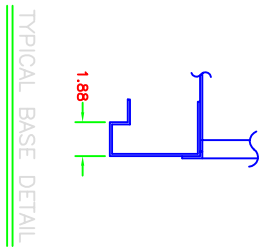


MODEL NO	A	B	C	D	E	F	G	H	J	K	L	M	N	P	R	S	T	U	V	W	X	Y	Z	**FA FILTER QUANTITY	**FA FILTER/HOOD QUANTITY
222	100	146	58	8.5	46.5	2	140	20.31	27.5	19.5	77	27.5	46.75	140.25	69.5	76	28	10	27.75	77.25	27.75	24	10	(20)20"x25" & (9)16"x25"	(2)120"x25"
225	100	146	58	8.5	46.5	2	140	21.75	31.5	15.5	88	31.5	46.75	140.25	69.5	76	28	10	31.75	88.25	31.75	24	10	(20)20"x25" & (9)16"x25"	(2)120"x25"
227	100	156	66	10.5	52.5	2	152	23	34.5	19.5	96	34.5	52.75	152.25	64	72	28	10	34.75	96.25	34.75	24	10	(30)20"x25" & (10)16"x25"	-
230	100	156	66	10.5	52.5	2	152	24.88	37	15.5	104	37	52.75	152.25	64	72	28	10	37.25	104.25	37.25	24	10	(30)20"x25" & (10)16"x25"	-

Rev 08/25/14  
30400034

- ▲ A BURNER PROFILE
- ▲ B TWIN FC DWD BLOWERS
- ▲ C LIFT-OFF INTAKE FILTER SERVICE DOOR
- ▲ D DAMPER MOTOR
- ▲ E GAS CONNECTION
- ▲ F ELEC./MAINFOLD CONTROLS VESTIBULE
- ▲ G HINGED SERVICE DOOR
- ▲ H MAIN DISCONNECT SWITCH
- ▲ J LIFTING LUG (4-PLACES)
- ▲ K SUPPLY FAN BLOWER MOTOR
- ▲ L STANDARD FRESH AIR INTAKE HOOD/FILTER COMBINATION (FILTERS SUPPLIED ONLY WHEN ORDERED)
- ▲ M FRESH AIR INTAKE FILTER
- ▲ N FRESH AIR INTAKE DAMPER
- ▲ P FRESH AIR INTAKE OPENING
- ▲ R DISCHARGE DAMPER
- ▲ S DISCHARGE DIFFUSER (2-PIECES)
- ▲ T HOOD SUPPORT LEGS



NOTES:

- EQUIPMENT SUPPORT RECOMMENDED UNDER FRESH AIR INTAKE FILTER
- EQUIPMENT SUPPORT RECOMMENDED UNDER FRESH AIR INTAKE HOOD
- BURNER PROFILE AVAILABLE IN VAV CONFIGURATION
- BASE DESIGNED FOR FLAT MOUNT OR CURB MOUNT
- ALL DIMENSIONS ARE SHOWN IN INCHES
- \*\*FA : FRESH AIR

H22222230SDRL

REV	DATE	DESCRIPTION
01	02/10/00	Changed 227/230 filter quantity

HORIZONTAL-222, 225, 227 AND 230  
HORIZONTAL DISCHARGE RIGHT TO LEFT

DRAWN BY: TKL  
DATE: 02/10/00  
APPROVED BY:  
DATE:



MATERIAL:  
SCALE:  
DO NOT SCALE DRAWING USE DIMENSIONS SHOWN  
ALL DIMENSIONS ARE IN INCHES UNLESS OTHERWISE SPECIFIED

H22222230SDRL